
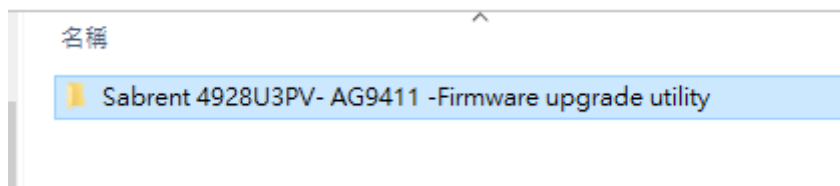


One Click Firmware upgrade utility 使用說明


Step0:
將待更新裝置與電腦連接



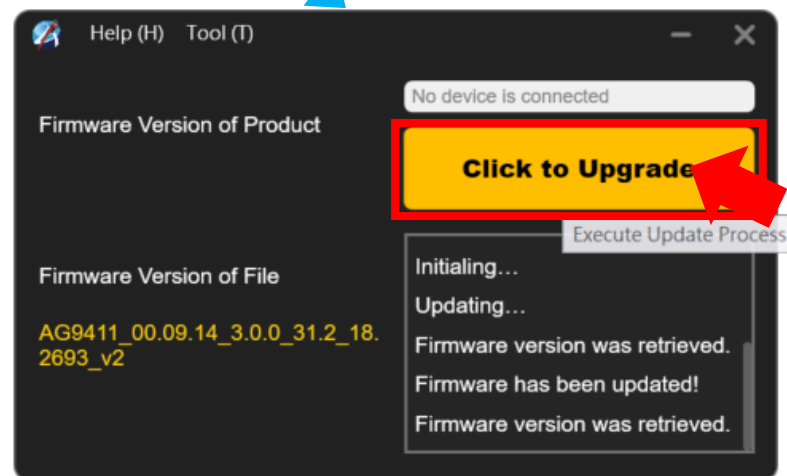
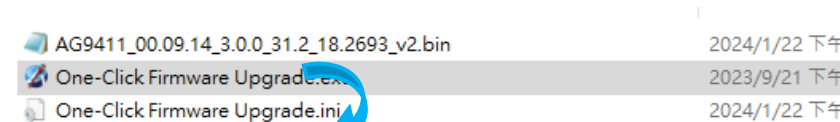
Step1:
開啟Firmware upgrade utility



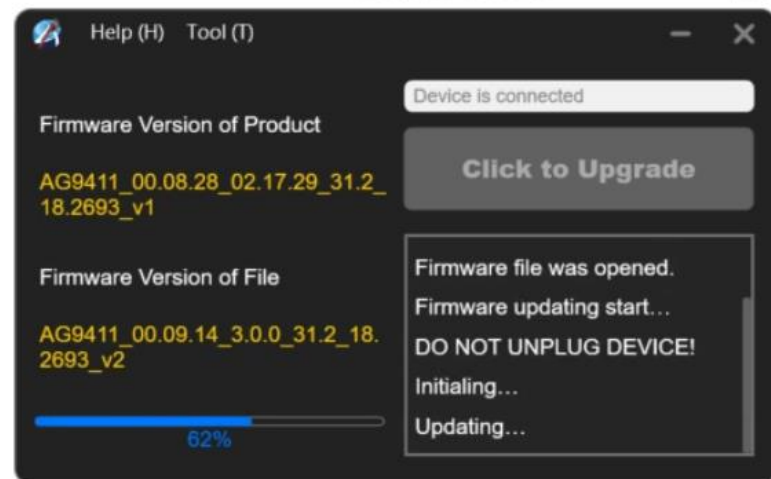
Step2:
選擇合適作業系統



Step3:
開啟執行檔，點擊Click to Upgrade 開始更新



Step4:
等待更新程序完成，更新中請勿移除裝置



Step5:
跳出Update Succeed!提示時即完成更新，此時可移除裝置

